



PPHI Sindh MONTHLY PROGRESS REPORT December 2023



DURING THE REPORTED MONTH PPHI SINDH PROVIDED FREE

- **OPD** Services to **3,285,115** patients.
- **Under 5 OPD** Services to **471,578** children.
- Treatment to **173,458** children ***under 5 years for Malnutrition.***
- Treatment to **81,473** children ***under 5 years for Diarrhea/Dysentery.***
- Treatment to **44,357** children ***under 5 years for Pneumonia.***
- Treatment to **59,776** patients for ***above 5 Diarrhea/Dysentery.***
- Treatment to **579,544** patients with ***AURI.***
- Number of suspected ***Malaria*** patients **224,862.**
- **Family Planning** services to **98,482** clients including **7,689 implants** and **10,224 IUCD insertions,** and **PPFP (LARC)** services to **12,457** patients.
- **ANC-1** services to **59,774** pregnant women and **PNC-1** services to **38,765** postpartum women.
- **Delivery** services to **34,338** women and **C-Sections** to **1,381** women.
- **TB diagnostic** services to **73,880** out of which **764** were found positive.
- Screening to **255,535** patients for ***Hepatitis C*** and **256,314** patients for ***Hepatitis B.***
- **Lab** services to **1,338,760** individuals.
- **Ultrasound** services to **84,597** individuals.

MONTHWISE HEPATITIS SCREENING AND VACCINATION

Sr#	Districts	Month	Total Part-1: HEPATITIS-C			Total Part-2: HEPATITIS-B			Part-3: Vaccine Report				Part-4: Vaccine Doses Report				
			Rapid Test Done on RDT			Rapid Test Done on RDT			Doses				Doses				
			Total Hepatitis C Progress			Total Hepatitis B Progress											
			Test Done	Reactive	Positivity Ratio	Test Done	Reactive	Positivity Ratio	Children < 12 (OPD + GP)	Adult (OPD + GP)	MH + FP	Total Doses	Birth Dose	1 st Dose	2 nd Dose	3 rd Dose	Total Doses
1	Hyderabad	Dec-23	3,140	302	10%	3,140	47	1%	1,138	2,024	603	3,765	630	2,710	335	90	3,765
2	Jamshoro	Dec-23	6,865	308	4%	6,865	46	1%	3,917	5,727	868	10,512	931	8,040	1,085	456	10,512
3	Matiali	Dec-23	11,218	608	5%	11,218	146	1%	3,399	9,118	1,544	14,061	728	11,858	1,255	220	14,061
4	Sujawal	Dec-23	2,930	53	2%	2,930	5	0%	1,290	2,802	349	4,441	488	3,664	260	29	4,441
5	Tando Allahyar	Dec-23	8,393	648	8%	8,393	72	1%	5,780	9,714	2,244	17,738	13,171	3,458	938	171	17,738
6	Tando M.Khan	Dec-23	5,576	279	5%	5,576	23	0%	5,952	6,719	1,693	14,364	10,69	7,853	3,993	1,449	14,364
7	Thatta	Dec-23	3,433	165	5%	3,433	22	1%	2,175	2,755	970	5,900	831	4,385	592	92	5,900
RO-I Total			41,555	2,363	6%	41,555	361	1%	23,651	38,859	8,271	70,781	17,848	41,968	8,458	2,507	70,781
8	Mirpurkhas-A	Dec-23	4,028	345	9%	4,028	86	2%	4,359	4,815	1,947	11,121	1,099	5,800	3,040	1,182	11,121
9	Mirpurkhas-B	Dec-23	3,909	167	4%	3,909	62	2%	3,624	4,969	1,349	9,942	864	5,313	3,159	606	9,942
10	Badin-A	Dec-23	4,520	92	2%	4,520	15	0%	3,985	6,740	742	11,467	833	5,947	3,684	1,003	11,467
11	Badin-B	Dec-23	3,639	196	5%	3,639	32	1%	3,891	4,025	1,592	9,508	1,008	5,173	2,830	497	9,508
12	Umerkot	Dec-23	17,214	470	3%	17,214	174	1%	9,496	17,740	2,489	29,725	1,422	21,081	4,839	2,383	29,725
13	Tharparkar	Dec-23	7,787	116	1%	7,787	40	1%	4,706	5,857	2,426	12,989	1,217	8,902	2,406	464	12,989
RO-II Total			41,097	1,386	3%	41,097	409	1%	30,061	44,146	10,545	84,752	6,443	52,216	19,958	6,135	84,752
14	Larkano SC	Dec-23	6,287	456	7%	6,317	113	2%	1,601	2,223	360	4,184	842	1,759	1,025	558	4,184
15	Shikarpur	Dec-23	5,378	275	5%	5,378	91	2%	3,997	4,504	1,064	9,565	721	7,743	948	153	9,565
16	Kamber	Dec-23	9,151	234	3%	9,151	80	1%	5,773	6,687	2,989	15,449	1,184	9,346	2,928	1,991	15,449
17	Larkano PC	Dec-23	7,745	217	3%	7,745	55	1%	5,699	8,328	2,302	16,329	857	10,752	3,371	1,349	16,329
18	Kashmor	Dec-23	6,830	204	3%	6,830	160	2%	7,267	5,819	975	14,061	467	8,002	3,620	1,972	14,061
19	Jacobabad	Dec-23	7,270	627	9%	6,970	122	2%	6,054	8,504	587	15,145	1,343	8,185	3,636	1,981	15,145
20	Dadu	Dec-23	6,881	245	4%	6,881	78	1%	3,705	6,803	1,686	12,194	1,185	6,446	3,034	1,529	12,194
RO-III Total			49,542	2,258	5%	49,272	699	1%	34,096	42,868	9,963	86,927	6,599	52,233	18,562	9,533	86,927
21	Sukkur	Dec-23	7,522	456	6%	7,522	111	1%	7,724	6,341	1,085	15,150	1,030	10,998	2,270	852	15,150
22	Ghotki	Dec-23	14,520	854	6%	14,520	300	2%	3,656	15,278	3,656	22,590	1,279	16,133	3,323	1,855	22,590
23	Khairpur-A	Dec-23	18,399	608	3%	18,399	160	1%	10,393	22,667	2,132	35,192	1,295	23,568	7,218	3,111	35,192
24	Khairpur-B	Dec-23	23,541	1,618	7%	23,541	359	2%	7,370	22,021	1,719	31,110	1,115	25,046	3,415	1,534	31,110
RO-IV Total			63,982	3,536	6%	63,982	930	1%	29,143	66,307	8,592	104,042	4,719	75,745	16,226	7,352	104,042
25	Naushero Feroze	Dec-23	10,902	484	4%	10,902	202	2%	9,133	15,112	960	25,205	867	15,527	6,472	2,579	25,445
26	Sanghar-A	Dec-23	8,922	619	7%	8,922	95	1%	5,075	9,803	2,899	17,777	1,144	10,723	4,633	2,421	18,921
27	Sanghar-B	Dec-23	6,618	624	9%	6,618	130	2%	4,782	8,176	2,118	15,076	928	9,642	3,137	1,369	15,076
28	SBA	Dec-23	5,222	399	8%	5,222	93	2%	4,349	7,335	1,282	12,966	0	8,150	3,214	1,602	12,966
RO-V Total			31,664	2,126	7%	31,664	520	2%	23,339	40,426	7,259	71,024	2,939	44,042	17,456	7,971	72,408
29	Malir	Dec-23	2,964	151	5%	2,964	32	1%	175	1,034	100	1,309	29	829	380	71	1,309
RO-VI Total			2,964	151	5%	2,964	32	1%	175	1,034	100	1,309	29	829	380	71	1,309
Grand Total			230,804	11,820	5%	230,534	2,951	1%	140,465	233,640	44,730	418,835	38,577	267,033	81,040	33,569	420,219

DISTRICT SUMMARY OF MONTHLY EPI COVERAGE

Districts	BCG	BCG (%)	Penta-1	Penta-1 (%)	Penta-3	Penta-3 (%)	Measles-1	Measles-1 (%)	Measles-2	Measles-2 (%)	Td	Td (%)	Hep-B	Hep-B (%)
DADU	5,513	106%	5,318	110%	5,192	108%	5,059	105%	4,602	95%	2,512	47%	1,401	27%
KHAIRPUR	8,290	101%	7,590	100%	7,603	100%	8,064	107%	6,976	92%	5,544	66%	2,339	29%
TOTAL	13,803	103%	12,908	104%	12,795	103%	13,123	106%	11,578	93%	8,056	59%	3,740	28%

PROGRESS REPORT OF RHCs

Sr#	RHC Name	Total OPD	Total FP	ANC-1	Total Deliveries	Total Lab	X-Rays	Ultrasound	Cesarean Sections
1	MCH Kausar Hospital	3,561	310	521	140	11,645	63	2,000	616
2	MCH Murad Memon	1,842	141	260	45	1,903	0	186	0
3	MCH Murad Memon	11,577	141	260	45	8,373	403	684	0
4	MCHC Mirpur Mathelo	3,785	713	456	707	14,648	0	1,944	324
5	MCHC Mirwah	2,292	103	98	121	2,356	0	458	35
6	RHC Arazi	3,635	75	82	14	1,038	12	47	0
7	RHC Badah	10,828	378	141	122	2,974	326	715	0
8	RHC Banguldero	6,230	81	85	50	2,891	108	301	0
9	RHC Bhan	18,945	363	336	190	6,176	308	410	26
10	RHC Bhit Shah	20,644	481	406	131	5,536	158	1,143	87
11	RHC BULRI SHAH KARIM	10,114	368	452	166	6,204	180	868	0
12	RHC CHAMBER	12,115	74	434	87	6,673	174	830	0
13	RHC Chohar Jamali	9,359	275	165	119	5,091	25	568	0
14	RHC Daur	15,330	220	185	46	6,266	496	65	0
15	RHC GARHI HASSAN	5,817	334	100	121	2,605	0	183	0
16	RHC Gerello	6,540	212	146	69	3,043	235	104	0
17	RHC Ghari Khuda Bux	15,353	191	145	45	6,572	328	812	0
18	RHC Halani	18,217	300	190	64	7,530	134	818	0
19	RHC Islamkot	10,267	244	380	143	7,743	314	1,190	0
20	RHC Jaffar khan laghari	5,326	94	80	26	2,526	0	87	0
21	RHC JAM NAWAZ ALI	3,573	79	125	29	2,581	0	191	0
22	RHC Jhangara	3,977	18	91	2	1,003	52	0	0
23	RHC Jhudo	11,691	226	139	78	5,065	0	380	0
24	RHC Kario Ganhwar	5,446	139	100	91	2,432	198	285	0
25	RHC Khanpur	15,933	204	214	99	5,010	0	924	0
26	RHC Kheensar	3,666	66	204	74	2,214	32	317	0
27	RHC Khokhrapar	5,468	135	60	20	3,104	0	99	0
28	RHC Nasirabad	17,818	289	215	99	6,818	165	207	0
29	RHC Nindo	6,844	134	110	46	3,298	113	214	0
30	RHC Old Thaana	6,084	116	160	47	2,311	40	214	0
31	RHC Pir Jo Goth	34,704	395	341	152	11,595	226	1,285	0
32	RHC Rehri Mirani	8,847	82	155	26	1,800	0	334	0
33	RHC Sita Road	9,542	201	150	64	3,085	0	560	0
34	RHC Tando Jam	18,193	309	247	134	5,807	91	637	23
35	RHC Tangwani	6,266	267	121	156	5,176	0	143	0
36	SGH Ibrahim Hyderi	22,149	75	336	67	5,629	495	666	31
37	SGH Jannat Gull	8,683	136	211	48	2,189	0	543	0
38	SGH Naudero	29,628	430	324	173	8,581	607	1,845	176
39	THQ Arija	10,066	214	206	74	3,466	166	412	0
40	THQ Dokri	27,361	390	436	180	7,158	363	710	63
41	THQ Ratodero	24,818	349	395	151	17,870	507	527	0

UNDER 5 YEARS CHILDREN SCREENED, SAM ADMISSION, AND EXITS FROM OTP PROGRAM

Sr. No.	District	No. of 6 to 59 months children Screened	No. of SAM Children Admission	No. of Cured	No. of Default	No. of Non Cured	No. of Medical Transfer	No. of Transfer to Inpatient (NSC)	No. of Others
1	Badin-A	12,327	367	571	3	1	-	22	10
2	Badin-B	12,926	412	735	5	1	8	6	25
3	Dadu	16,218	1,110	1,603	13	-	10	22	1
4	Ghotki	22,464	120	1,975	-	-	8	126	-
5	Hyderabad	44,348	848	1,414	4	-	-	22	9
6	Jacobabad	26,267	271	87	22	-	11	15	7
7	Jamshoro	14,944	445	546	2	-	-	20	2
8	Kashmore	16,231	546	1,264	11	-	7	29	18
9	Khairpur-A	15,492	413	1,250	19	2	7	17	12
10	Khairpur-B	19,254	615	498	-	-	1	12	5
11	Larkana	16,966	579	919	20	-	2	33	6
12	Matiali	19,845	301	562	33	-	22	20	8
13	Mirpurkhas-A	15,397	481	787	20	-	2	20	2
14	Mirpurkhas-B	11,264	412	845	7	-	3	18	8
15	Naushero Feroz	26,456	926	68	6	-	4	50	19
16	Qambar Shahdadkot	16,603	600	266	6	-	-	16	3
17	Sanghar-A	23,401	633	455	13	1	8	51	7
18	Sanghar-B	15,377	366	345	7	1	20	6	14
19	Shaheed Benazirabad	21,475	374	1,147	3	-	35	10	14
20	Shikarpur	17,136	363	88	3	-	5	25	1
21	Sujawal	8,066	358	230	-	-	1	4	2
22	Sukkur	19,799	835	160	2	3	7	44	2
23	Tando Allahyar	13,091	390	623	32	-	-	19	10
24	T.M. Khan	11,711	206	560	18	1	3	14	15
25	Tharparkar	27,265	841	1,399	81	3	1	95	70
26	Thatta	11,781	460	353	1	-	6	3	-
27	Umerkot	21,335	366	936	7	-	1	42	3
Total		497,439	13,638	19,686	338	13	172	761	273

UNDER 5 YEARS CHILDREN SAM WITH MEDICAL COMPLICATION ADMISSION, AND EXITS FROM NUTRITION STABILIZATION CENTER

Sr. No.	District	No. of Enrolled in NSC	No. of Cured	No. of LAMA	No. of Transfer Out
1	Badin	36	30	1	7
2	Ghotki	60	55	-	6
3	Hyderabad	80	72	6	8
4	Jamshoro	213	214	-	1
5	Kashmore	19	19	-	1
6	Khairpur	41	38	-	5
7	Mirpurkhas	45	45	1	1
8	Nasuehro Feroze	49	45	4	3
9	Sanghar	79	78	-	-
10	Shahed Benazirabad	35	31	1	5
11	Sukkur	56	38	-	4
12	Tharparkar	137	112	3	6
13	Umerkot	55	54	2	5
Total		905	831	18	52

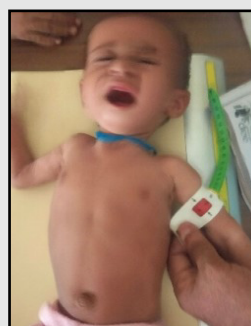
HEALTH & NUTRITION AWARENESS SESSIONS

Sr. No.	District	No. of H&H Group Sessions	No. of H&H Participants	No. of IYCF Group Sessions	No. of IYCF Participants	H&H One to One Counselling	IYCF One to One Counselling
1	Badin A	68	620	53	455	708	542
2	Badin B	125	1,528	114	1,382	245	306
3	Dadu	181	1,705	138	1,232	765	438
4	Ghotki	41	845	33	426	11,381	4,298
5	Hyderabad	113	1,434	89	1,076	1,537	1,297
6	Jacobabad	140	1,826	113	1,283	1,013	1,085
7	Jamshoro	102	1,082	75	825	2,912	1,491
8	Kashmore	62	743	49	522	3	11
9	Khairpur A	84	976	79	854	86	99
10	Khairpur B	65	958	44	552	296	242
11	Larkana	56	725	64	675	303	308
12	Matiari	122	1,159	102	914	1,394	796
13	Mirpurkhas A	43	750	34	468	1,092	1,188
14	Mirpurkhas B	54	542	55	566	1,617	1,779
15	Naushero Feroz	253	2,413	190	1,658	191	185
16	Qambar Shahdadkot	128	1,409	126	1,338	1,466	1,134
17	Sanghar A	59	957	25	361	905	544
18	Sanghar B	16	238	9	116	873	568
19	Shaheed Benazirabad	119	1,785	77	1,111	939	712
20	Shikarpur	306	2,191	330	2,323	454	422
21	Sujawal	84	695	68	579	330	229
22	Sukkur	58	602	22	219	94	60
23	Tando Allahyar	54	544	64	624	592	513
24	T.M. Khan	71	873	34	384	630	660
25	Tharparkar	237	2,045	203	1,790	388	396
26	Thatta	147	1,410	111	1,059	540	479
27	Umerkot	31	437	30	387	1,110	877
Total		2,819	30,492	2,331	23,179	31,864	20,659

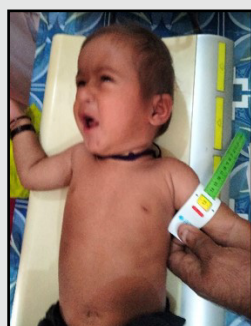
SUCCESS STORIES

MITHUL S/O QADEER AHMED

Age 06 Months | Duration 2.5 Months
BHU Khambra, Ghotki



Before Admission



After Cured

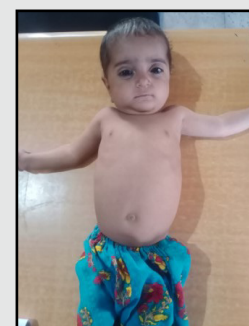
This child is classified in severe acute malnutrition (SAM) Qadeer Ahmed's family is very poor, living in an old mud house. Their boundaries are covered by trees and sticks and his son was admitted in OTP program. Due to lack of education his family has no information about diet diversity. His family faces financial issues. When beneficiary was admitted at the OTP site his mother was unaware regarding the proper positioning and attachment of breastfeeding the staff at the BHU counseled her regarding proper positioning and attachment of breastfeeding also describe her the basic principles of feeding complimentary feeding. The mother followed the instructions carefully and the child was cured in 2.5 months of treatment.

HASEENA ALI D/O, MEHER

Age 10 Months | Duration 3 Months
MCHC Abdul Qadir Bhayo, Kashmore



Before Admission



After Cured

Hasena's father is a Farmer by profession. There is no other source of income. They do not know about family planning. Their needs are higher than his source of income. They belong to a joint family. Also poor concepts for the health of the mother regarding the antenatal and postnatal period. All Family Members did not know Cleanliness. At the time of admission The beneficiary's Nails were long and dirty. He used to eat a meal with these dirty hands. NA counseled the family regarding the proper cleanliness and also educate them regarding the positive attitude towards health and hygiene. These followings resulting in improved health of Haseena.

MONTHWISE HEPATITIS SCREENING AND VACCINATION

Sr#	Districts	Month	Total Part-1: HEPATITIS-C			Total Part-2: HEPATITIS-B		
			Rapid Test Done on RDT			Rapid Test Done on RDT		
			Total Hepatitis C Progress			Total Hepatitis B Progress		
			Test Done	Reactive	Positivity Ratio	Test Done	Reactive	Positivity Ratio
1	Hyderabad	Dec-23	3,140	302	10%	3,140	47	1%
2	Jamshoro	Dec-23	6,865	308	4%	6,865	46	1%
3	Matiari	Dec-23	11,218	608	5%	11,218	146	1%
4	Sujawal	Dec-23	2,930	53	2%	2,930	5	0%
5	Tando Allahyar	Dec-23	8,393	648	8%	8,393	72	1%
6	Tando M.Khan	Dec-23	5,576	279	5%	5,576	23	0%
7	Thatta	Dec-23	3,433	165	5%	3,433	22	1%
RO-I Total			41,555	2,363	6%	41,555	361	1%
8	Mirpurkhas-A	Dec-23	4,028	345	9%	4,028	86	2%
9	Mirpurkhas-B	Dec-23	3,909	167	4%	3,909	62	2%
10	Badin-A	Dec-23	4,520	92	2%	4,520	15	0%
11	Badin-B	Dec-23	3,639	196	5%	3,639	32	1%
12	Umerkot	Dec-23	17,214	470	3%	17,214	174	1%
13	Tharparkar	Dec-23	7,787	116	1%	7,787	40	1%
RO-II Total			41,097	1,386	3%	41,097	409	1%
14	Larkano SC	Dec-23	6,287	456	7%	6,317	113	2%
15	Shikarpur	Dec-23	5,378	275	5%	5,378	91	2%
16	Kamber	Dec-23	9,151	234	3%	9,151	80	1%
17	Larkano PC	Dec-23	7,745	217	3%	7,745	55	1%
18	Kashmor	Dec-23	6,830	204	3%	6,830	160	2%
19	Jacobabad	Dec-23	7,270	627	9%	6,970	122	2%
20	Dadu	Dec-23	6,881	245	4%	6,881	78	1%
RO-III Total			49,542	2,258	5%	49,272	699	1%
21	Sukkur	Dec-23	7,522	456	6%	7,522	111	1%
22	Ghotki	Dec-23	14,520	854	6%	14,520	300	2%
23	Khiarpur-A	Dec-23	18,399	608	3%	18,399	160	1%
24	Khiarpur-B	Dec-23	23,541	1,618	7%	23,541	359	2%
RO-IV Total			63,982	3,536	6%	63,982	930	1%
25	Naushero Feroze	Dec-23	10,902	484	4%	10,902	202	2%
26	Sanghar-A	Dec-23	8,922	619	7%	8,922	95	1%
27	Sanghar-B	Dec-23	6,618	624	9%	6,618	130	2%
28	SBA	Dec-23	5,222	399	8%	5,222	93	2%
RO-V Total			31,664	2,126	7%	31,664	520	2%
29	Malir	Dec-23	2,964	151	5%	2,964	32	1%
RO-VI Total			2,964	151	5%	2,964	32	1%
Grand Total			230,804	11,820	5%	230,534	2,951	1%

DISTRICT SUMMARY OF MONTHLY EPI COVERAGE

Districts	BCG	BCG (%)	Penta-1	Penta-1 (%)	Penta-3	Penta-3 (%)
DADU	5,513	106%	5,318	110%	5,192	108%
KHAIRPUR	8,290	101%	7,590	100%	7,603	100%
TOTAL	13,803	103%	12,908	104%	12,795	103%

